

IMPORTANT KEEP FOR FUTURE REFERENCE

Complies with Standards: BS7972-2001+A1-2009




WARNING

- Not suitable for children under 18 months or over 5 years.
- Use only with children able to climb in and out of bed unaided.
- The bed rail should not be used as a substitute for a cot as it cannot provide the same level of safety as a cot.
- Never use without the fixing devices firmly attached to the bed and mattress.
- When the bed rail is fitted well it should touch the side of the mattress.
- Not suitable for beds with recessed baseboards or some slat beds.
- Use only on Mattress: Width 76 - 160cm, Depth 10 - 29cm,
F770/F771 - Mattress Length 160 - 200cm,
F772 - Mattress Length 140 - 200cm.

PARTS LIST

- | | | | |
|---|----------|---|---------|
| A | Bed rail | D | Straps |
| B | Brackets | E | Anchors |
| C | Tabs | | |

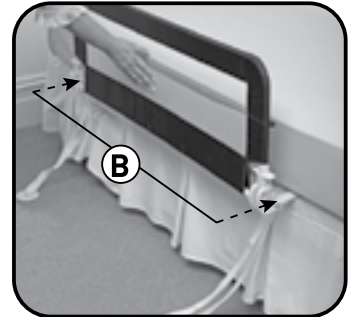



INSTALLATION


1. Pull down Brackets (B) until they click and lock into position.



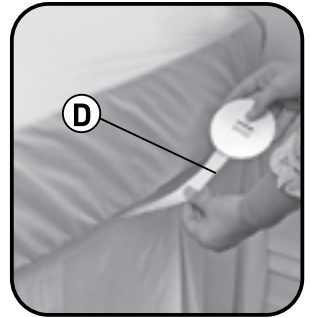
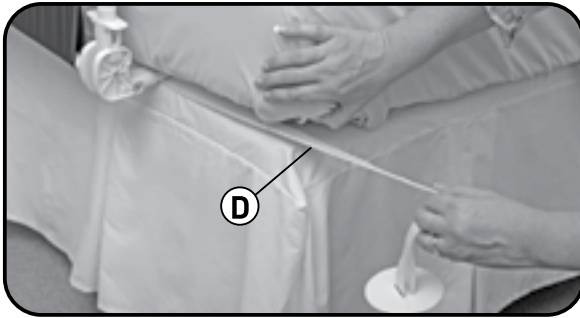
2. Slide Brackets (B) under mattress.



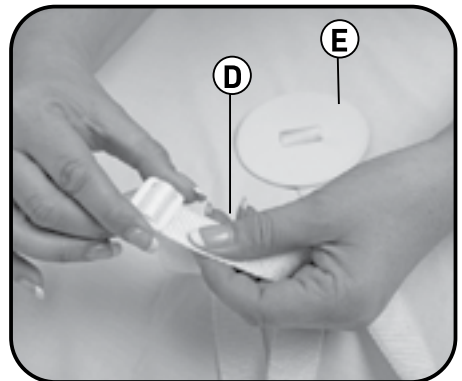
3. Position bed rail (A) so there is a gap of at least 23cm from both ends of bed.




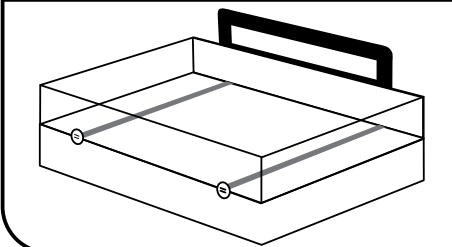
-
4. Slide straps (D) under the mattress and out the other side.



5. Tighten straps (D) so that 2 anchor plates (E) are tight and flat against the side of the mattress.


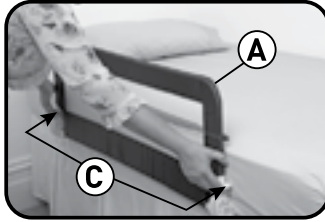



**SAFETY ANCHORS SECURELY
HOLD BED RAIL IN PLACE**

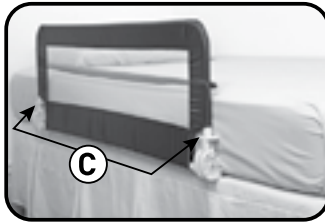


OPERATION

To open: To release lock, simultaneously lift both Tabs (C) on bed rail brackets. Swing bed rail (A) down.



To close: Swing bed rail (A) up against mattress until the 2 tabs (C) click and lock into position.



CARE & MAINTENANCE

- Regularly check bed rail to ensure it is fitted properly and securely. Adjust as required.
- Discontinue use if damaged, broken, or if parts missing.
- To clean, wipe with damp cloth using mild detergent.

CONTACT DETAILS

Tee-Zed acknowledges that its customers may be entitled to statutory consumer guarantees and does not seek to exclude or limit them. These guarantees include that Tee-Zed's products are of acceptable quality. This Tee-Zed product is for the specific purpose detailed in the instructions and packaging and Tee-Zed considers use outside of that purpose to be abnormal use. To the maximum extent permitted by law, Tee-Zed does not accept any liability for damage:

- arising from abnormal use of the products;
- caused by installation or removal of the products other than in accordance with the supplied installation and removal instructions; or
- arising under the law of tort or contract.

Dreambaby® products by 

Tee-Zed Products Pty Ltd,
PO Box 2022,
Bondi Junction NSW 1355
Australia
Tel: +61 (0)2 9386 4000
info@tee-zed.com.au
www.dreambaby.com.au



[dreambabysafety](https://www.facebook.com/dreambabysafety)

[YouTube](https://www.youtube.com/dreambabytv)

[dreambabytv](https://www.youtube.com/dreambabytv)

Tee-Zed Products (N.Z.) Ltd
PO Box 64013,
Botany Town Centre Auckland
New Zealand
Tel: +64 (0)9 274 8788
info@tee-zed.co.nz
www.dreambaby.co.nz

Tee-Zed Products Ltd
PO Box 29227,
Dunfermline, KY12 2DN
United Kingdom
Tel: +44 (0)844 800 9445
info@tee-zed.co.uk
www.dreambaby.co.uk

